

## Gorilla Cookies Auto

METRC Batch:  
METRC Sample:  
**Sample ID: 2301ENC0466\_1449**  
Strain: II5437  
Matrix: Plant  
Type: Flower - Cured  
Batch#:

Collected: 01/13/2023  
Received: 01/13/2023  
Completed: 01/19/2023  
Sample Size: 13.4 g;

Distributor  
**Infinity Medical Alliance**

Lic. #  
1609 Lockness Pl,  
Torrance, CA, 90501



### Summary

Test	Date Tested	Instr. Method	Result
Batch			Pass
Cannabinoids	01/13/2023	LC-DAD	Complete
Terpenes	01/13/2023	GC-MS	Complete
Moisture	01/13/2023	Moisture Analyzer	9.11% - Complete
Water Activity	01/13/2023	Water Activity Meter	0.4168 aw - Pass
Pesticides	01/13/2023	LC-MS	Pass
Mycotoxins	01/13/2023	LC-MS	Pass
Microbial Impurities	01/17/2023	qPCR	Pass
Heavy Metals	01/17/2023	ICP-MS	Pass
Foreign Matter	01/13/2023	Visual Inspection	Pass

### Cannabinoids

Method: SOP EL-CANNABINOIDS

**26.365 %**  
Total THC

**0.058 %**  
Total CBD

**27.646 %**  
Total Cannabinoids

Analytes	LOD	LOQ	Result	Result
	mg/g	mg/g	%	mg/g
THCa	0.134	0.405	29.696	296.96
Δ9-THC	0.143	0.433	0.321	3.21
Δ8-THC	0.158	0.479	ND	ND
THCVa	0.154	0.467	0.185	1.85
THCV	0.160	0.483	ND	ND
CBDa	0.140	0.425	0.066	0.66
CBD	0.135	0.409	ND	ND
CBN	0.127	0.386	ND	ND
CBGa	0.152	0.461	0.421	4.21
CBG	0.140	0.425	0.266	2.66
CBCa	0.124	0.376	0.484	4.84
CBC	0.146	0.442	ND	ND
<b>Total THC</b>			<b>26.365</b>	<b>263.65</b>
<b>Total CBD</b>			<b>0.058</b>	<b>0.58</b>
<b>Total Cannabinoids</b>			<b>27.646</b>	<b>276.46</b>
<b>Sum of Cannabinoids</b>			<b>31.441</b>	<b>285.76</b>

Total THC = THCa \* 0.877 + Δ9-THC; Total CBD = CBDa \* 0.877 + CBD; Total Cannabinoids = (cannabinoid acid forms \* 0.877) + cannabinoids; Sum of Cannabinoids = cannabinoid acid forms + cannabinoids; LOQ = Limit of Quantitation; LOD = Limit of Detection; NT = Not Tested; ND = Not Detected. The reported result is based on a sample weight with the applicable moisture content for that sample. Foreign Material Method: SOP EL-FOREIGN; Moisture and Water Activity Method: SOP EL-WATER



*Kevin Nolan*

Kevin Nolan  
Laboratory Director | 01/19/2023



## Gorilla Cookies Auto

METRC Batch:  
METRC Sample:  
**Sample ID: 2301ENC0466\_1449**  
Strain: I15437  
Matrix: Plant  
Type: Flower - Cured  
Batch#:

Collected: 01/13/2023  
Received: 01/13/2023  
Completed: 01/19/2023  
Sample Size: 13.4 g;

Distributor  
**Infinity Medical Alliance**  
  
Lic. #  
1609 Lockness Pl,  
Torrance, CA, 90501

### Terpenes






Method: EL-TERPENES

Analytes	LOD	LOQ	Result	Result
	mg/g	mg/g	%	mg/g
β-Caryophyllene	0.054	0.212	0.517	5.17
β-Myrcene	0.049	0.212	0.394	3.94
δ-Limonene	0.026	0.212	0.174	1.74
α-Humulene	0.021	0.212	0.141	1.41
Linalool	0.033	0.212	0.081	0.81
Guaiol	0.062	0.212	0.081	0.81
α-Bisabolol	0.064	0.212	0.075	0.75
β-Pinene	0.029	0.212	0.064	0.64
α-Pinene	0.031	0.212	0.041	0.41
Fenchol	0.029	0.212	0.041	0.41
Camphene	0.018	0.212	<LOQ	<LOQ
Borneol	0.047	0.212	<LOQ	<LOQ
Fenchone	0.034	0.212	<LOQ	<LOQ
δ-3-Carene	0.025	0.212	ND	ND
α-Terpinene	0.038	0.212	ND	ND
p-Cymene	0.020	0.212	ND	ND
Eucalyptol	0.035	0.212	ND	ND
γ-Terpinene	0.038	0.212	ND	ND
Terpinolene	0.046	0.212	ND	ND
Camphor	0.038	0.318	ND	ND
Valencene	0.055	0.212	ND	ND
cis-Nerolidol	0.053	0.212	ND	ND
trans-Nerolidol	0.069	0.212	ND	ND
Caryophyllene Oxide	0.063	0.212	ND	ND
Sabinene	0.021	0.212	ND	ND
Sabinene Hydrate	0.040	0.212	ND	ND
Isopulegol	0.065	0.424	ND	ND
Isoborneol	0.018	0.212	ND	ND
Menthol	0.065	0.212	ND	ND
Nerol	0.044	1.060	ND	ND
Pulegone	0.044	0.212	ND	ND
Geraniol	0.061	1.060	ND	ND
α-Cedrene	0.038	0.212	ND	ND
Cedrol	0.036	0.212	ND	ND
<b>Total</b>			<b>1.608</b>	<b>16.077</b>

Date Tested: 01/13/2023

LOQ = Limit of Quantitation; LOD = Limit of Detection; NT = Not Tested; ND = Not Detected.

### Primary Aromas

 Clove	 Musky	 Citrusy	 Hops	 Lavender
--	--	--	---	---



*Kevin Nolan*

Kevin Nolan  
Laboratory Director | 01/19/2023



## Gorilla Cookies Auto

METRC Batch:  
METRC Sample:  
**Sample ID: 2301ENC0466\_1449**  
Strain: II5437  
Matrix: Plant  
Type: Flower - Cured  
Batch#:

Collected: 01/13/2023  
Received: 01/13/2023  
Completed: 01/19/2023  
Sample Size: 13.4 g;

Distributor  
**Infinity Medical Alliance**  
  
Lic. #  
1609 Lockness Pl,  
Torrance, CA, 90501

### Pesticides

Method: EL-PESTMVLCMCS

Analytes	LOD	LOQ	Limit	Result	Status	Analytes	LOD	LOQ	Limit	Result	Status
	µg/g	µg/g	µg/g	µg/g			µg/g	µg/g	µg/g	µg/g	
Abamectin	0.005	0.02	0.10	ND	Pass	Fludioxonil	0.01	0.05	0.10	ND	Pass
Acephate	0.002	0.01	0.10	ND	Pass	Hexythiazox	0.005	0.02	0.10	ND	Pass
Acequinocyl	0.01	0.02	0.10	ND	Pass	Imazalil	0.05	0.1	0.05	ND	Pass
Acetamiprid	0.005	0.02	0.10	ND	Pass	Imidacloprid	0.005	0.02	5.00	ND	Pass
Aldicarb	0.05	0.1	0.05	ND	Pass	Kresoxim Methyl	0.005	0.02	0.10	ND	Pass
Azoxystrobin	0.005	0.02	0.10	ND	Pass	Malathion	0.02	0.05	0.50	ND	Pass
Bifenthrin	0.005	0.01	0.10	ND	Pass	Metalaxyl	0.002	0.005	2.00	ND	Pass
Bifenthrin	0.02	0.05	3.00	ND	Pass	Methiocarb	0.05	0.1	0.05	ND	Pass
Boscalid	0.02	0.05	0.10	ND	Pass	Methomyl	0.01	0.02	1.00	ND	Pass
Captan	0.2	0.3	0.70	ND	Pass	Parathion Methyl	0.02	0.05	0.05	ND	Pass
Carbaryl	0.02	0.05	0.50	ND	Pass	Mevinphos	0.02	0.05	0.02	ND	Pass
Carbofuran	0.05	0.1	0.05	ND	Pass	Myclobutanil	0.005	0.01	0.10	ND	Pass
Chlorantraniliprole	0.002	0.01	10.00	ND	Pass	Naled	0.01	0.02	0.10	ND	Pass
Chlordane	0.05	0.1	0.05	ND	Pass	Oxamyl	0.005	0.01	0.50	ND	Pass
Chlorfenapyr	0.05	0.1	0.05	ND	Pass	Paclobutrazol	0.05	0.1	0.05	ND	Pass
Chlorpyrifos	0.05	0.1	0.05	ND	Pass	PCNB	0.02	0.05	0.10	ND	Pass
Clofentezine	0.01	0.02	0.10	ND	Pass	Permethrin	0.02	0.05	0.50	ND	Pass
Coumaphos	0.02	0.05	0.02	ND	Pass	Phosmet	0.01	0.02	0.10	ND	Pass
Cyfluthrin	0.05	0.1	2.00	ND	Pass	Piperonyl Butoxide	0.02	0.05	3.00	ND	Pass
Cypermethrin	0.1	0.2	1.00	ND	Pass	Prallethrin	0.005	0.02	0.10	ND	Pass
Daminozide	0.02	0.05	0.02	ND	Pass	Propiconazole	0.005	0.01	0.10	ND	Pass
Diazinon	0.002	0.01	0.10	ND	Pass	Propoxure	0.05	0.1	0.05	ND	Pass
Dichlorvos	0.02	0.05	0.02	ND	Pass	Pyrethrins	0.02	0.05	0.50	ND	Pass
Dimethoate	0.02	0.05	0.02	ND	Pass	Pyridaben	0.005	0.01	0.10	ND	Pass
Dimethomorph	0.005	0.02	2.00	ND	Pass	Spinetoram	0.005	0.01	0.10	ND	Pass
Ethoprophos	0.05	0.1	0.05	ND	Pass	Spinosad	0.005	0.01	0.10	ND	Pass
Etofenprox	0.05	0.1	0.05	ND	Pass	Spiromesifen	0.01	0.02	0.10	ND	Pass
Etoazole	0.005	0.02	0.10	ND	Pass	Spirotetramat	0.005	0.01	0.10	ND	Pass
Fenhexamid	0.005	0.02	0.10	ND	Pass	Spiroxamine	0.05	0.1	0.05	ND	Pass
Fenoxycarb	0.05	0.1	0.05	ND	Pass	Tebuconazole	0.005	0.01	0.10	ND	Pass
Fenpyroximate	0.005	0.02	0.10	ND	Pass	Thiacloprid	0.02	0.05	0.02	ND	Pass
Fipronil	0.05	0.1	0.05	ND	Pass	Thiamethoxam	0.005	0.01	5.00	ND	Pass
Fonicamid	0.01	0.02	0.10	ND	Pass	Trifloxystrobin	0.005	0.01	0.10	ND	Pass

Date Tested: 01/13/2023

LOQ = Limit of Quantitation; LOD = Limit of Detection; NT = Not Tested; ND = Not Detected.



*Kevin Nolan*

Kevin Nolan  
Laboratory Director | 01/19/2023



## Gorilla Cookies Auto

METRC Batch:  
METRC Sample:  
**Sample ID: 2301ENC0466\_1449**  
Strain: I15437  
Matrix: Plant  
Type: Flower - Cured  
Batch#:

Collected: 01/13/2023  
Received: 01/13/2023  
Completed: 01/19/2023  
Sample Size: 13.4 g;

Distributor  
**Infinity Medical Alliance**  
  
Lic. #  
1609 Lockness Pl,  
Torrance, CA, 90501

### Mycotoxins

Method: EL-PESTMVYCOLCMS

Analytes	LOD	LOQ	Limit	Result	Status
	µg/kg	µg/kg	µg/kg	µg/kg	
Aflatoxin B1	1.00	2.00		ND	Tested
Aflatoxin B2	1.00	2.00		ND	Tested
Aflatoxin G1	2.00	4.00		ND	Tested
Aflatoxin G2	1.00	2.00		ND	Tested
Ochratoxin A	4.00	10.00	20.00	ND	Pass
Total Aflatoxins			20.00	ND	Pass

Date Tested: 01/13/2023

LOQ = Limit of Quantitation; LOD = Limit of Detection; NT = Not Tested; ND = Not Detected.

### Microbial Impurities

Method: SOP EL-MICROBIALS

Analytes	Result	Status
Aspergillus flavus	Not Detected in 1g	Pass
Aspergillus fumigatus	Not Detected in 1g	Pass
Aspergillus niger	Not Detected in 1g	Pass
Aspergillus terreus	Not Detected in 1g	Pass
Shiga toxin-producing Escherichia coli	Not Detected in 1g	Pass
Salmonella spp	Not Detected in 1g	Pass

Date Tested: 01/17/2023

### Heavy Metals

Method: SOP EL-HEAVYMETALS

Analytes	LOD	LOQ	Limit	Result	Status
	µg/g	µg/g	µg/g	µg/g	
Arsenic	0.012	0.036	0.200	0.054	Pass
Cadmium	0.015	0.044	0.200	0.062	Pass
Lead	0.055	0.167	0.500	ND	Pass
Mercury	0.005	0.015	0.100	ND	Pass

Date Tested: 01/17/2023

LOQ = Limit of Quantitation; LOD = Limit of Detection; NT = Not Tested; ND = Not Detected.



*Kevin Nolan*

Kevin Nolan  
Laboratory Director | 01/19/2023

